

Introduction

The survey was prepared following a decision at the INEBRIA Annual General Meeting in Newcastle in October 2009 and was intended to help the INEBRIA Co-ordinating Committee (CC) define the network's policy for future activities, as well as gathering basic information on characteristics of the membership.

The final survey was a revised version of the form originally developed by Leo Pas and Pierluigi Struzzo and took into account the comments of all CC members. The online form was set up by Leo Pas and Anne Marcus from Domus Medica who also tracked responses and collected the raw data that was used to prepare this report.

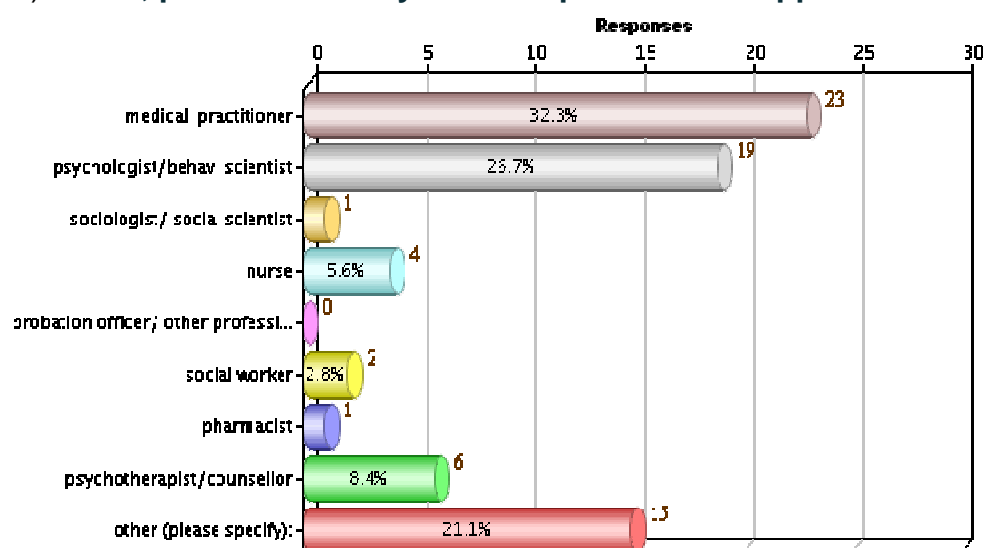
The survey was open from 13/01/2010 to 28/02/2010. It was placed on-line and targeted only at the 155 currently existing members. In the event of non-response, a total of three reminders were sent. The decision to close the survey was taken when additional responses were very few.

The responses below have been collated and summarised by Lidia Segura. Nick Heather has added a few comments on the results of the survey at the end of this document.

Main results

A total of 71 (47%) INEBRIA members responded to the survey. Responses to all items are summarised below.

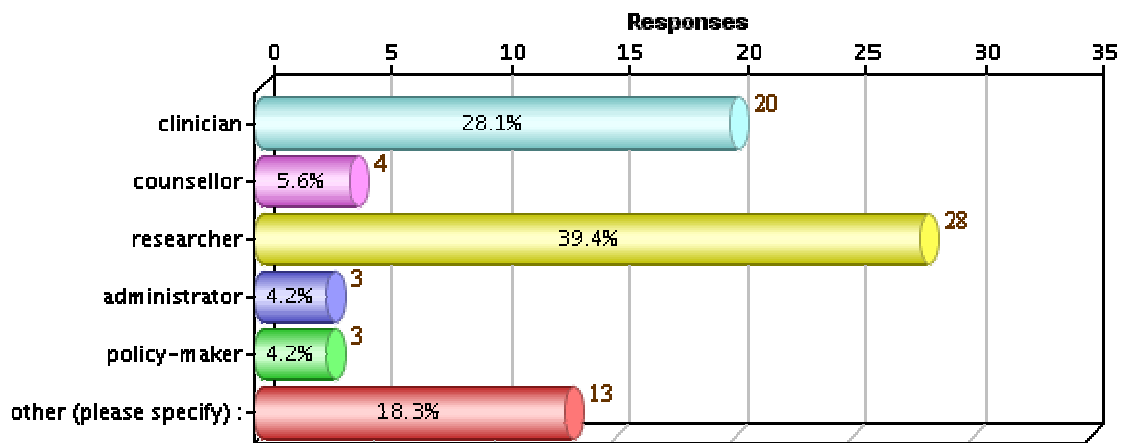
1) First, please indicate your main professional appointment:



Total Number of Responses for this Item: 71

Other = Alcohol co-ordinator, Professor, Psychiatrist, Epidemiologist, Physician, Alcohol Lead, Public Health Specialist, Director Med., Social Psychologist, Program Manager, Public Health Professor, Research Fellow.

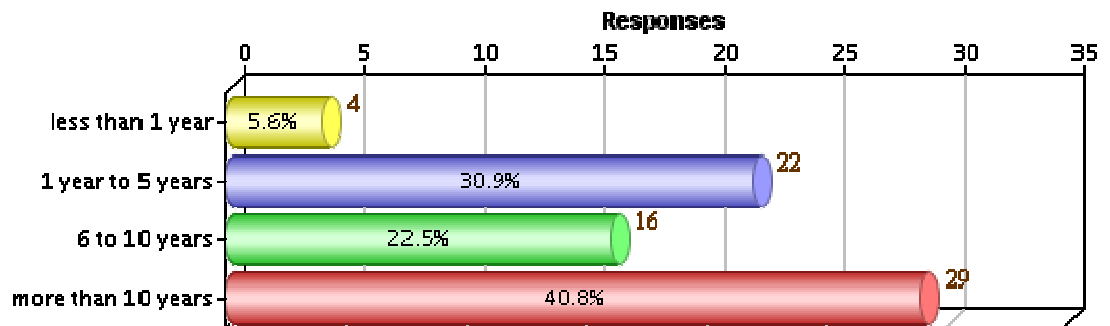
2) What is your main responsibility at work?



Total Number of Responses for this Item: 71

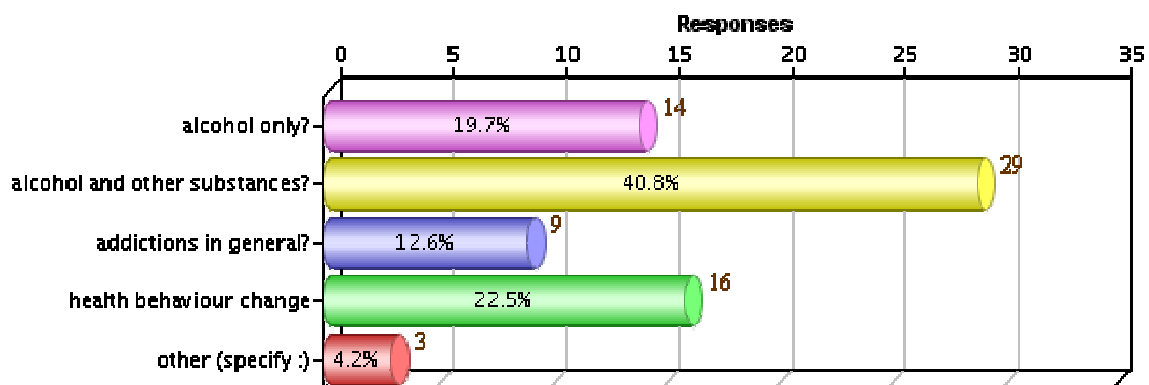
Other = strategy lead, trainer, commissioner, teacher and researcher, early intervention manager, professor, teacher, análise sócio-econômica, managing director,

3) Experience working in BI?



Total Number of Responses for this Item: 71

4) Is your work related to (choose the answer that best fits):



Total

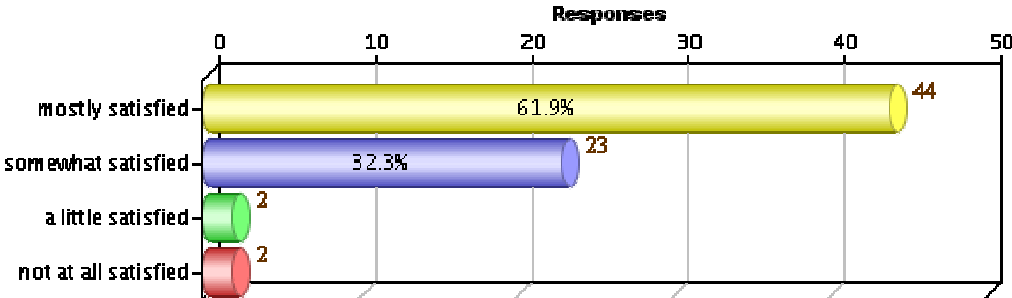
Number of Responses for this Item: 71

Other = family medicine, communication with patients, occupational health

5) How many years have you been a member of INEBRIA?

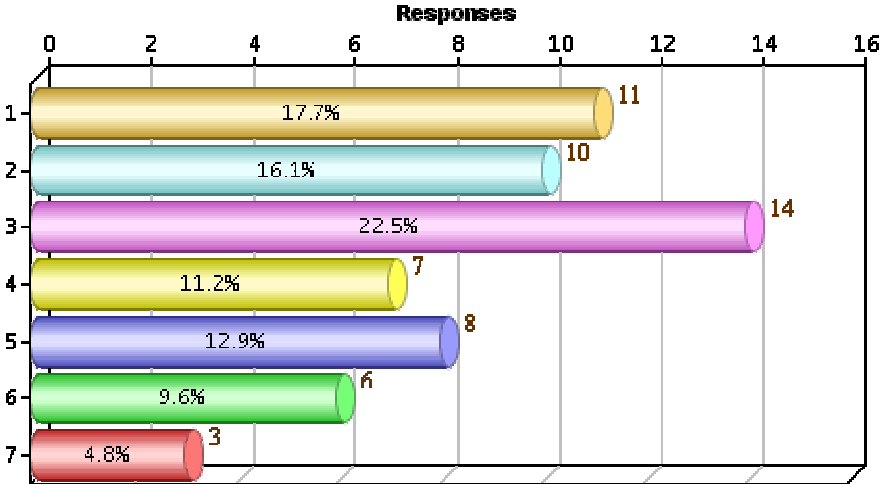
Mean	SD	min	max	valid
3.3	1.8	0	6	68

5b) How satisfied are you with the activities of INEBRIA so far?

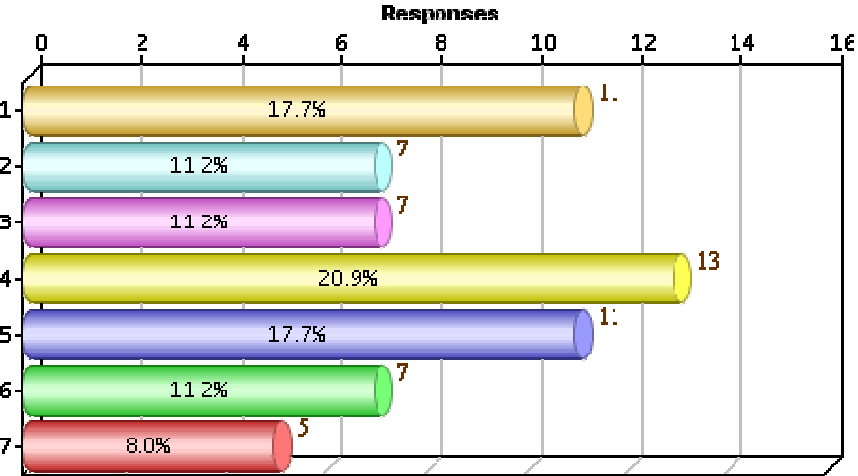


Total Number of Responses for this Item: 71

**6) What should be the main activities for INEBRIA in future? (Please rank in order of importance from 1 [most important] to 7 [least important]).
Developing implementation strategies (for applications in specific countries or jurisdictions)**

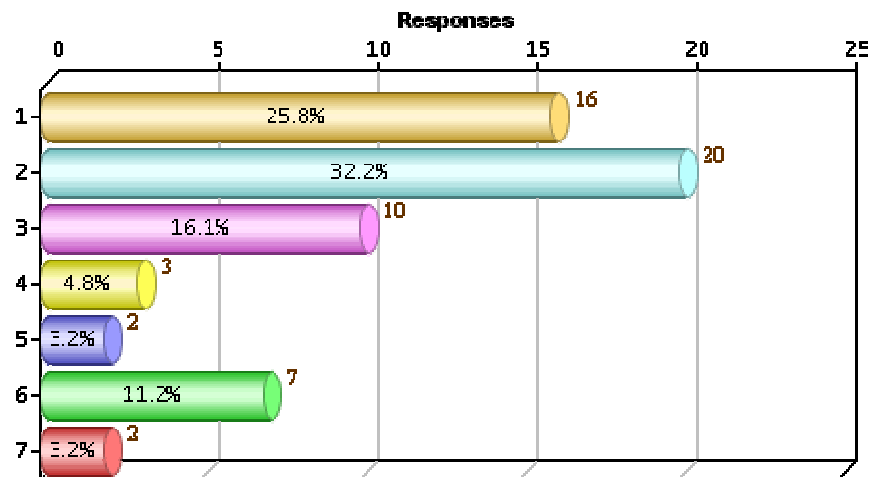


Assistance for developing countries (advice and encouragement on implementation and delivery of SBI)



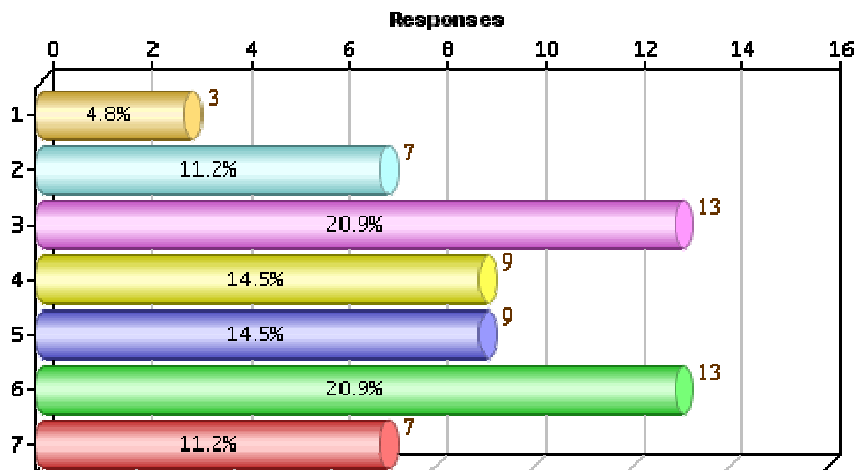
Total Number of Responses for this Item: 62

Developing collaborative research projects (collaborations between INEBRIA members with common research interests)



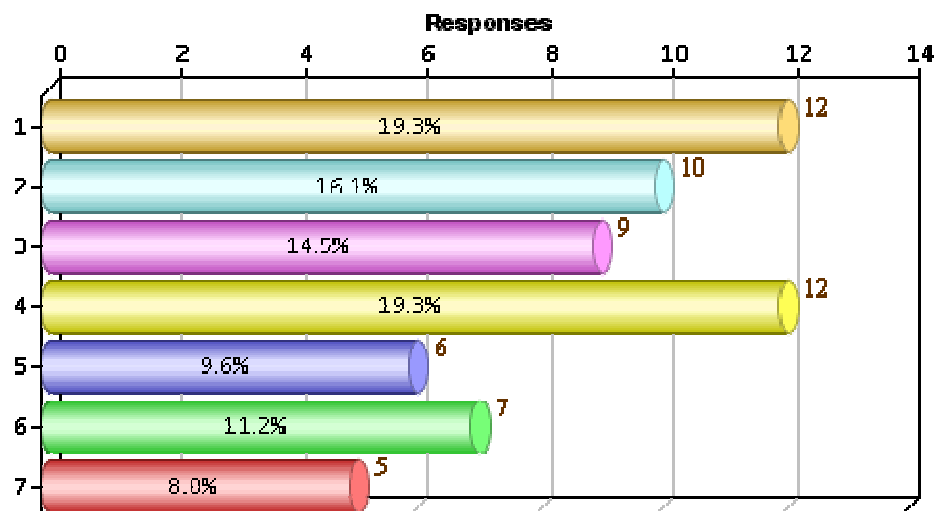
Total Number of Responses for this Item: 62

Website development (improving the website to increase information and networking)



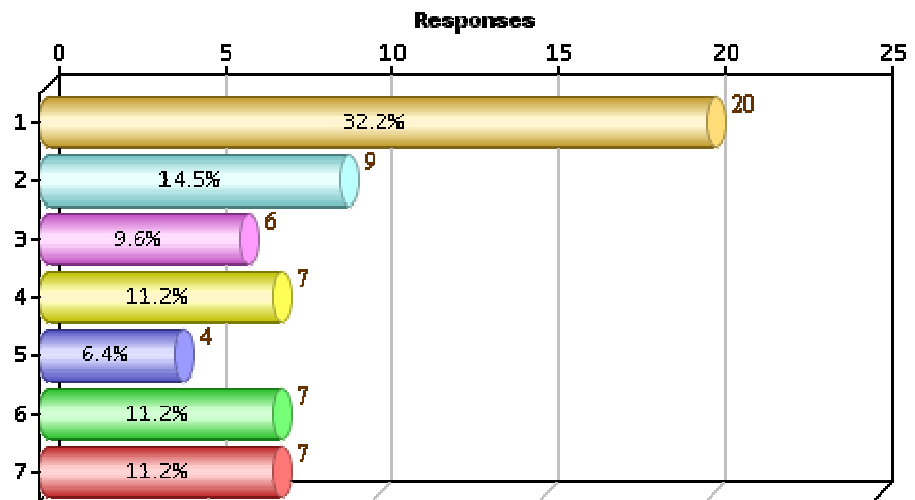
Total Number of Responses for this Item: 62

Professional educational support (providing training on research and delivery of SBI)



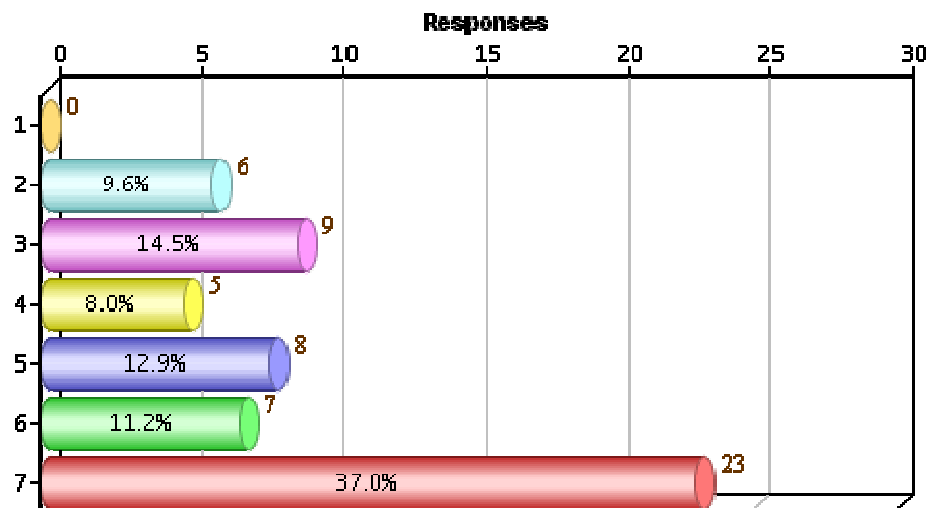
Total Number of Responses for this Item: 62

One annual conference (our present annual conference at different venues around the world)



Total Number of Responses for this Item: 62

Conferences (in addition to the present annual conferences)



Total Number of Responses for this Item: 62

Other suggestions for INEBRIA activities:

A newsletter (improved) on the major results published in international literature

Advocacy directed to governmental agencies/ministries

Policy making

Collaboration with WHO

Representing the SBI community in international societies

Identifying scholarship opportunities for professionals in developing countries

Advising/helping members in South America (i.e. Conferences in Brazil, etc)

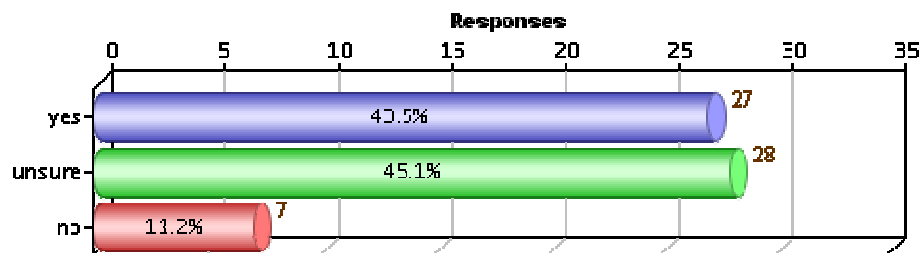
Developing strategies to help countries to adopt SBI

Consider widening the net to brief interventions for other substances & behaviours

Developing a listserv.

Include on the website an update on SBI initiatives going on and implemented by each participant.

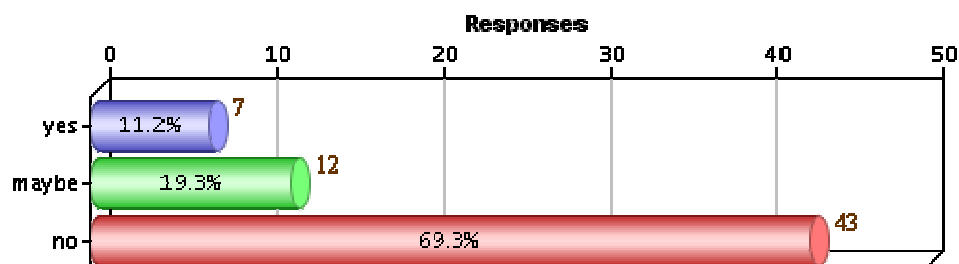
7a) Would you like to be more actively involved in INEBRIA activities?



Total Number of Responses for this Item: 62

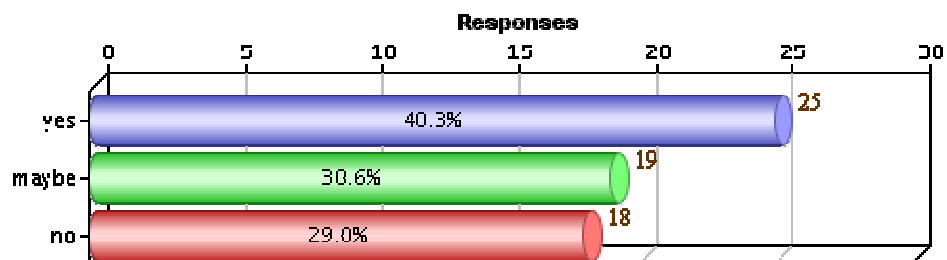
7b) Please indicate whether you would be interested in actively contributing to the following activities :

Website development support



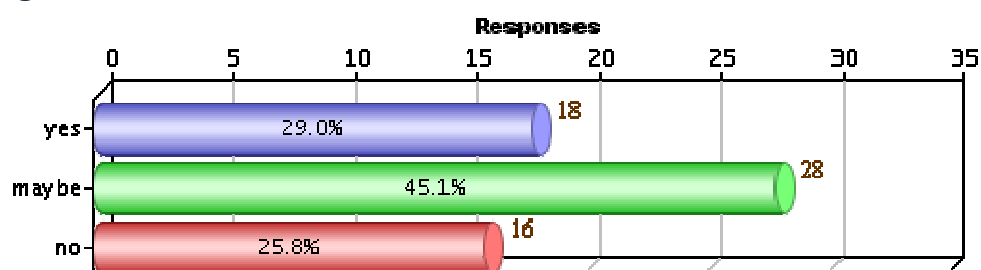
Total Number of Responses for this Item: 62

Training



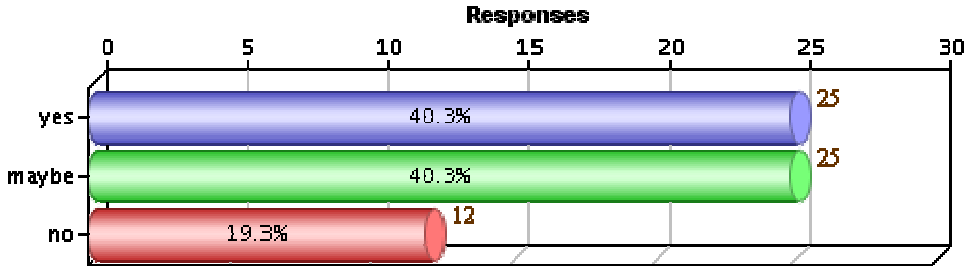
Total Number of Responses for this Item: 62

Conference planning



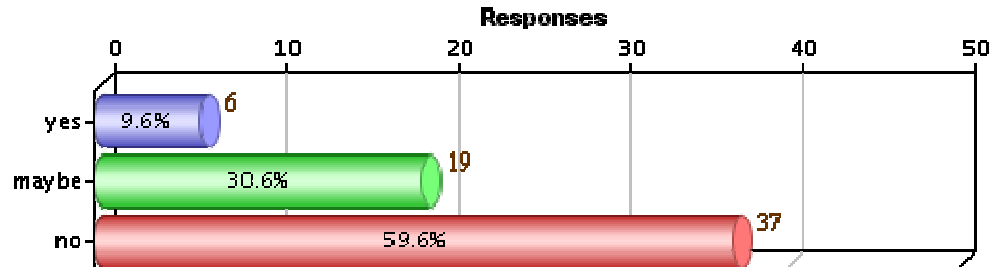
Total Number of Responses for this Item: 62

Providing advice on request



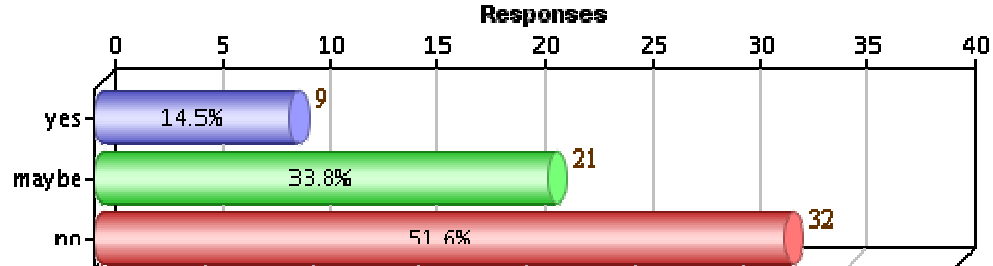
Total Number of Responses for this Item: 62

Organising telephone or other media meetings on specific topics



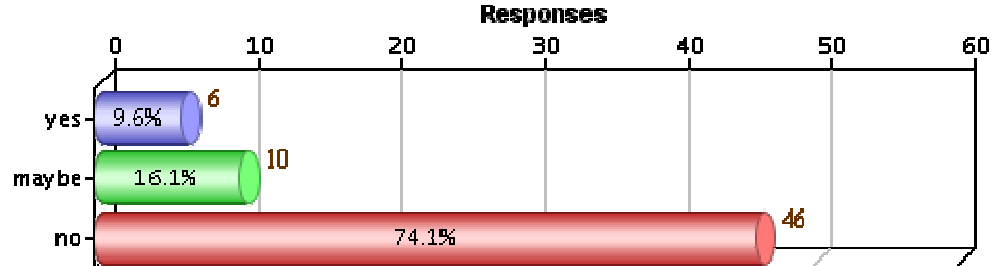
Total Number of Responses for this Item: 62

Fund-raising for collaborative projects



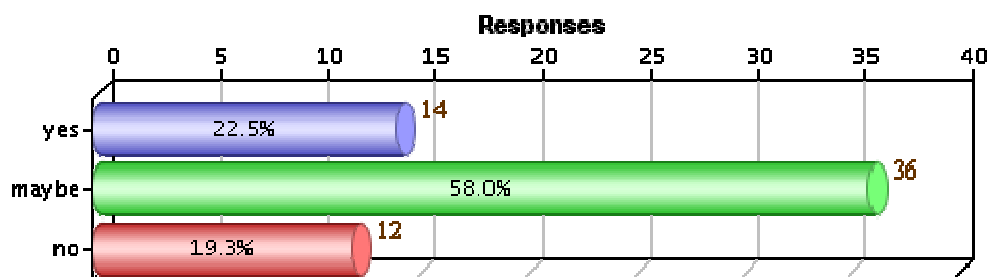
Total Number of Responses for this Item: 62

Secretarial support



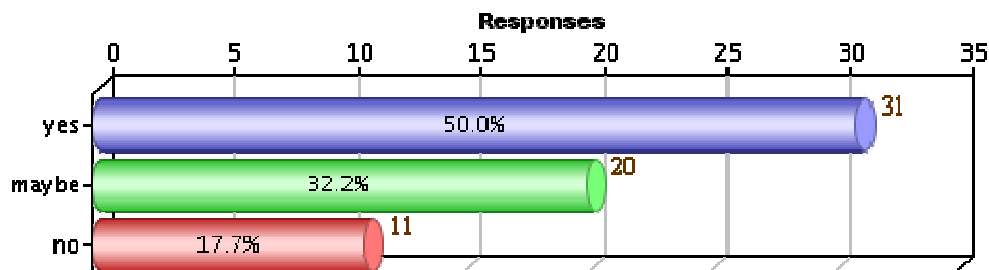
Total Number of Responses for this Item: 62

Providing material for the INEBRIA bulletin



Total Number of Responses for this Item: 62

Participating in a list serve



Total Number of Responses for this Item: 62

7c. Other activities I would be interested in (please specify) :

Introducing brief interventions in South Cone countries on a collaborative basis
Collaborative research and training; collaboration towards our own research publication or bulletin

In summary

Respondents to the INEBRIA survey

- were from 24 different countries (Brazil 9, UK 7, USA 5, Spain 5, Germany 2, Belgium 2, Australia 2, New Zealand 2, Czech Republic 2, etc)
- are mainly appointed as medical practitioners (32%) followed by psychologists/behavioural scientists (27%).
- mainly researchers (39%) followed by clinicians (28%)
- have more than 10 years of experience working in BI (41%)
- are mainly working on the area of alcohol and other substances (41%)
- have been members of INEBRIA on average 3 years
- are mostly satisfied with INEBRIA activities (62%)
- recommend INEBRIA to focus on:
 - Developing collaborative research projects among INEBRIA members with common research interests (74%)
 - Organising our annual conference around the world (56%)
 - Developing implementation strategies (56%)
 - Providing professional educational support (providing training on research and delivery of SBI) (50%)
 - Providing assistance for developing countries (advice and encouragement on implementation and delivery of SBI) (40%)

43% of respondents said they would like to be more active in INEBRIA activities. The most popular activities that members wished to contribute to were:

- Listserv (50%)
- training (40%)
- providing advice on request (40%)

Acknowledgements

We would like to acknowledge the assistance all INEBRIA members who responded to the survey and especially to Leo Pas, Anne Marcus and Pierluigi Struzzo for all their contributions to its development.