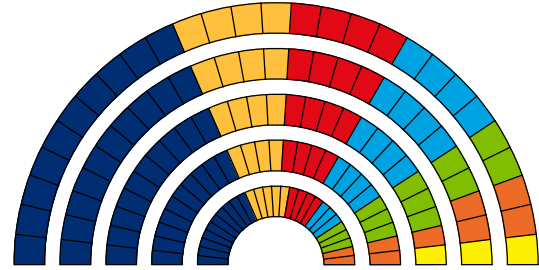
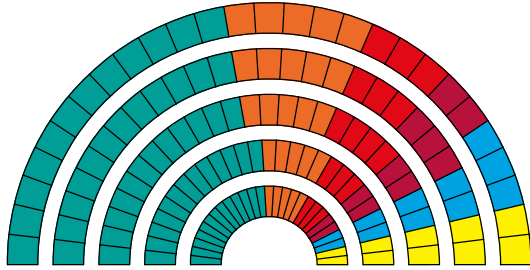








# Catalonha








Escurtat 100%

	2015		2012	
<b>Totau votants</b>	4.130.196	74,95%	67,76%	
<b>Abstencion</b>	1.380.657	25,05%	32,24%	
<b>Vòtes nulli</b>	15.952	0,39%	0,90%	
<b>Vòtes blanqui</b>	21.895	0,53%	1,44%	
<b>Vòts a candidatures</b>	4.092.349	99,08%	97,65%	

135 Deputats tà elegir



2015			
Candidatures	Vòts		Dip.
 JxSí	1.628.714	39,59%	<b>62</b>
 C's	736.364	17,90%	<b>25</b>
 PSC	523.283	12,72%	<b>16</b>
 CatSíqueesPot	367.613	8,94%	<b>11</b>
 PP	349.193	8,49%	<b>11</b>
 CUP	337.794	8,21%	<b>10</b>
unio.cat	103.293	2,51%	
PACMA	30.157	0,73%	
RECORTES CERO-ELS VERDS	14.444	0,35%	
GANEMOS	1.167	0,03%	
PIRATA.CAT/XDT	327	0,01%	

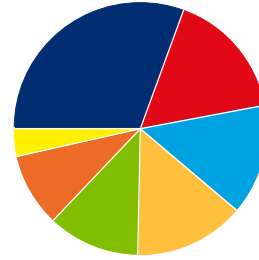
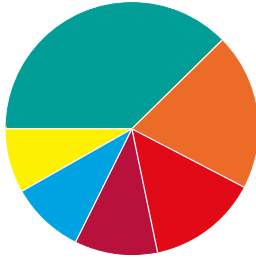
2012						
Dip.	Vòts		Candidatures			
9	275.007	7,57%			C's	
20	524.707	14,43%			PSC-PSOE	
19	471.681	12,98%			PP	
3	126.435	3,48%			CUP-Alt.Esq.	
	20.861	0,57%			PACMA	
	18.219	0,50%			PIRATA.CAT	
50	1.116.259	30,71%			CiU	
21	498.124	13,70%			ERC-Cat Sí	
13	359.705	9,90%			ICV-EUiA	
	60.107	1,65%			PxC	
	46.838	1,29%			SI	
	28.288	0,78%			EB	
	14.614	0,40%			UPyD	
	11.702	0,32%			FARTS.cat	
	5.984	0,16%			VD	
	2.582	0,07%			U.C.E.	
	826	0,02%			PRE-IR	
	333	0,01%			SiR	







## Barcelona

Escurtat 100%

	2015		2012	
<b>Totau votants</b>	3.094.362	75,03%	68,00%	
<b>Abstencion</b>	1.029.987	24,97%	32,00%	
<b>Vòtes nulli</b>	10.314	0,33%	0,85%	
<b>Vòtes blanqui</b>	15.493	0,50%	1,38%	
<b>Vòtes a candidatures</b>	3.068.555	99,17%	97,77%	

85 Deputats tà elegir



2015			
Candidatures	Vòts		Dip.
 JxSí	1.112.922	36,09%	<b>32</b>
 C's	581.032	18,84%	<b>17</b>
 PSC	421.487	13,67%	<b>12</b>
 CatSíqueesPot	312.527	10,13%	<b>9</b>
 PP	272.804	8,85%	<b>8</b>
 CUP	255.328	8,28%	<b>7</b>
unio.cat	75.700	2,45%	
PACMA	24.426	0,79%	
RECORTES CERO-ELS VERDS	12.329	0,40%	

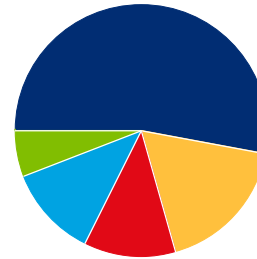
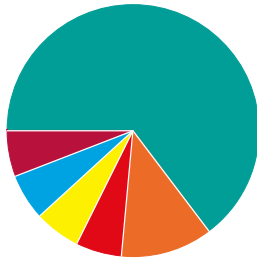
2012			
Dip.	Vòts		Candidatures
8	229.746	8,43%	C's
14	419.779	15,40%	PSC-PSOE
12	361.656	13,27%	PP
3	92.794	3,41%	CUP-Alt.Esq.
	16.479	0,60%	PACMA
26	765.330	28,08%	CiU
12	346.662	12,72%	ERC-Cat Sí
10	303.625	11,14%	ICV-EUiA
	51.403	1,89%	PxC
	32.296	1,19%	SI
	22.817	0,84%	EB
	15.241	0,56%	PIRATA.CAT
	12.147	0,45%	UPyD
	9.185	0,34%	FARTS.cat
	5.984	0,22%	VD
	1.998	0,07%	U.C.E.

## Girona

Escurtat 100%

	2015		2012	
<b>Totau votants</b>	387.913	75,94%	69,29%	
<b>Abstencion</b>	122.913	24,06%	30,71%	
<b>Vòtes nulli</b>	2.050	0,53%	0,80%	
<b>Vòtes blanqui</b>	2.068	0,53%	1,24%	
<b>Vòtes a candidatures</b>	383.795	98,94%	97,96%	

17 Deputats tà elegir



2015			
Candidatures	Vòts		Dip.
JxSí	216.333	56,06%	11
C's	48.346	12,53%	2
PSC	33.416	8,66%	1
CUP	33.117	8,58%	1
PP	22.660	5,87%	1
CatSíqueesPot	18.399	4,77%	1
unio.cat	8.295	2,15%	
PACMA	1.823	0,47%	
RECORTES CERO-ELS VERDS	759	0,20%	
PIRATA.CAT/XDT	327	0,08%	
GANEMOS	320	0,08%	

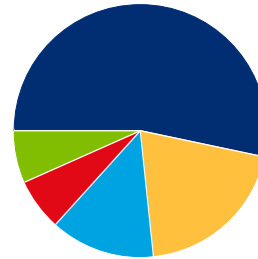
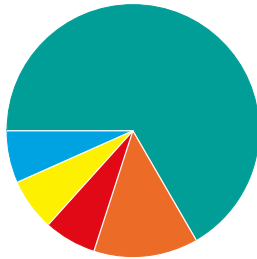
2012				
Dip.	Vòts		Candidatures	
	12.341	3,58%	C's	
2	34.688	10,05%	PSC-PSOE	
	14.499	4,20%	CUP-Alt.Esq.	
2	33.096	9,59%	PP	
	1.565	0,45%	PACMA	
	1.137	0,33%	PIRATA.CAT	
9	148.237	42,95%	CiU	
3	61.358	17,78%	ERC-Cat Sí	
1	20.397	5,91%	ICV-EUiA	
	6.011	1,74%	SI	
	3.377	0,98%	PxC	
	1.946	0,56%	EB	
	718	0,21%	FARTS.cat	
	701	0,20%	UPyD	
	525	0,15%	PRE-IR	
	207	0,06%	U.C.E.	






## Lleida


Escurtat 100%

	2015		2012	
<b>Totau votants</b>	231.004	73,63%	66,78%	
<b>Abstencion</b>	82.739	26,37%	33,22%	
<b>Vòtes nulli</b>	1.171	0,51%	1,12%	
<b>Vòtes blanqui</b>	1.723	0,75%	1,99%	
<b>Vòts a candidatures</b>	228.110	98,75%	96,89%	

15 Deputats tà elegir



2015			
Candidatures	Vòts		Dip.
 <b>JxSí</b>	126.922	55,22%	<b>10</b>
 <b>C's</b>	26.612	11,58%	<b>2</b>
 <b>PSC</b>	19.364	8,43%	<b>1</b>
 <b>CUP</b>	18.736	8,15%	<b>1</b>
 <b>PP</b>	16.761	7,29%	<b>1</b>
<b>CatSíqueesPot</b>	9.879	4,30%	
<b>unio.cat</b>	8.178	3,56%	
<b>PACMA</b>	1.046	0,46%	
<b>RECORTES CERO-ELS VERDS</b>	391	0,17%	
<b>GANEMOS</b>	221	0,10%	

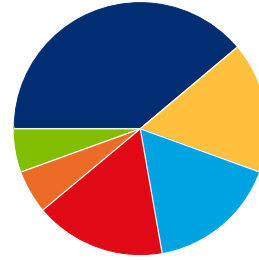
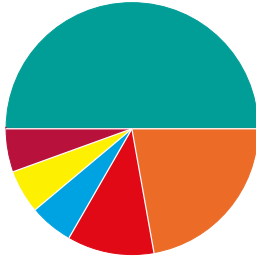
2012				
Dip.	Vòts		Candidatures	
	6.881	3,33%	<b>C's</b>	
<b>1</b>	21.598	10,44%	<b>PSC-PSOE</b> 	
	6.302	3,05%	<b>CUP-Alt.Esq.</b>	
<b>2</b>	23.338	11,29%	<b>PP</b> 	
	752	0,36%	<b>PACMA</b>	
<b>8</b>	89.035	43,05%	<b>CiU</b> 	
<b>3</b>	36.011	17,41%	<b>ERC-Cat Sí</b> 	
<b>1</b>	11.145	5,39%	<b>ICV-EUiA</b> 	
	3.038	1,47%	<b>SI</b>	
	1.417	0,69%	<b>EB</b>	
	1.224	0,59%	<b>PxC</b>	
	642	0,31%	<b>PIRATA.CAT</b>	
	476	0,23%	<b>FARTS.cat</b>	
	393	0,19%	<b>UPyD</b>	
	301	0,15%	<b>PRE-IR</b>	
	90	0,04%	<b>U.C.E.</b>	







## Tarragona



Escurtat 100%

	2015		2012	
<b>Totau votants</b>	416.917	74,19%	65,17%	
<b>Abstencion</b>	145.018	25,81%	34,83%	
<b>Vòtes nulli</b>	2.417	0,58%	1,29%	
<b>Vòtes blanqui</b>	2.611	0,63%	1,77%	
<b>Vòtes a candidatures</b>	411.889	98,79%	96,94%	

18 Deputats tà elegir



2015			
Candidatures	Vòts		Dip.
 <b>JxSí</b>	172.537	41,63%	<b>9</b>
 <b>C's</b>	80.374	19,39%	<b>4</b>
 <b>PSC</b>	49.016	11,83%	<b>2</b>
 <b>PP</b>	36.968	8,92%	<b>1</b>
 <b>CUP</b>	30.613	7,39%	<b>1</b>
 <b>CatSíqueesPot unio.cat</b>	26.808	6,47%	<b>1</b>
<b>PACMA</b>	11.120	2,68%	
<b>RECORTES CERO-ELS VERDS</b>	2.862	0,69%	
<b>GANEMOS</b>	965	0,23%	
	626	0,15%	

2012						
Dip.	Vòts		Candidatures			
<b>1</b>	26.039	7,27%				 <b>C's</b>
<b>3</b>	48.642	13,58%				 <b>PSC-PSOE</b>
<b>3</b>	53.591	14,96%				 <b>PP</b>
	12.840	3,59%				 <b>CUP-Alt.Esq.</b>
	2.065	0,58%				<b>PACMA</b>
<b>7</b>	113.657	31,74%				 <b>CiU</b>
<b>3</b>	54.093	15,11%				 <b>ERC-Cat Sí</b>
<b>1</b>	24.538	6,85%				 <b>ICV-EUiA</b>
	5.493	1,53%				<b>SI</b>
	4.103	1,15%				<b>PxC</b>
	2.108	0,59%				<b>EB</b>
	1.373	0,38%				<b>UPyD</b>
	1.323	0,37%				<b>FARTS.cat</b>
	1.199	0,33%				<b>PIRATA.CAT</b>
	333	0,09%				<b>SiR</b>
	287	0,08%				<b>U.C.E.</b>