

Lists

Counted

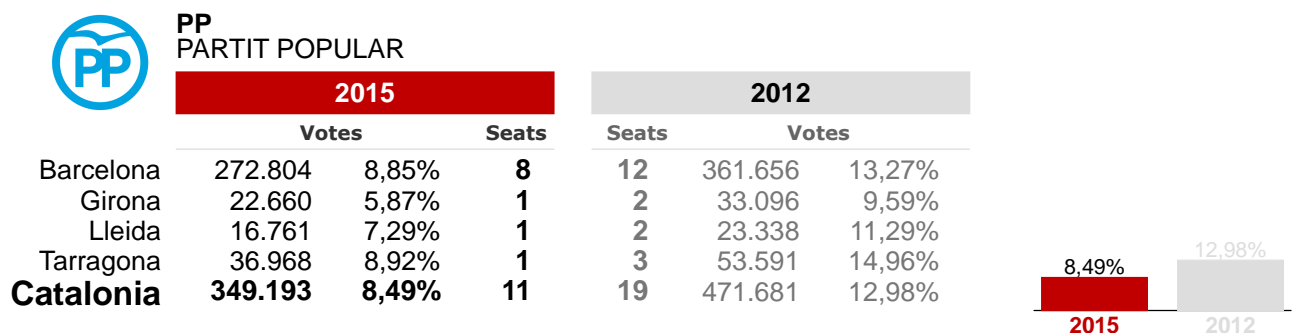
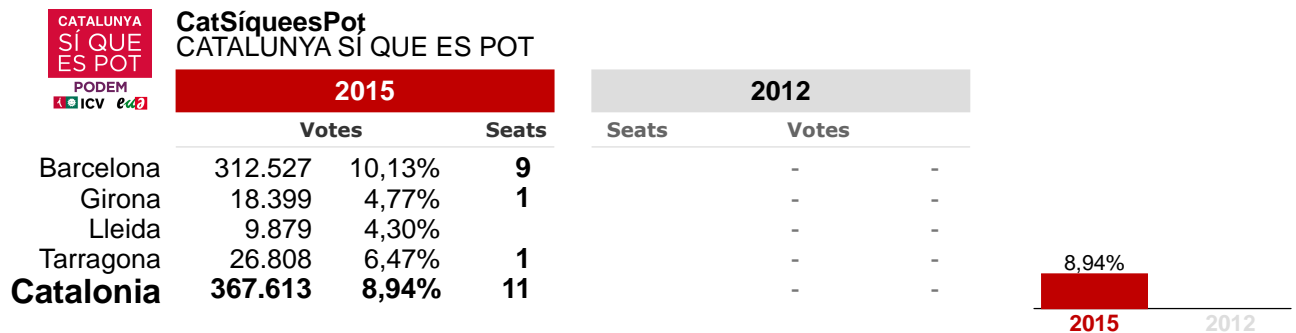
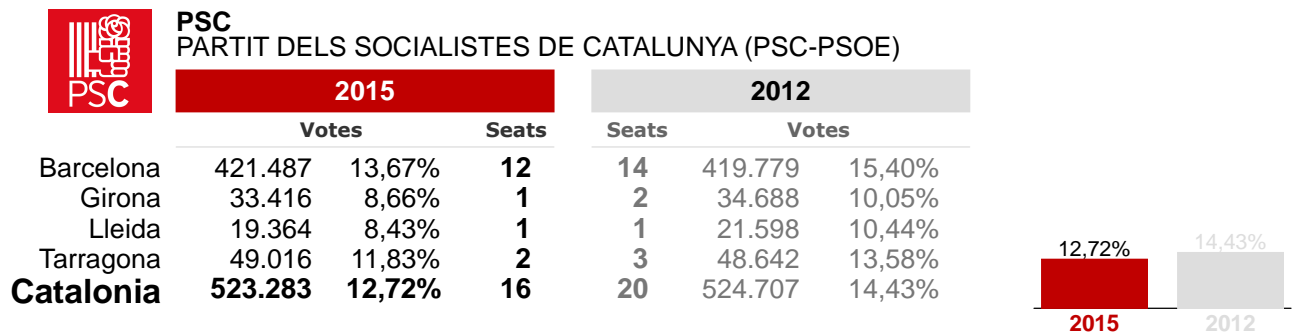
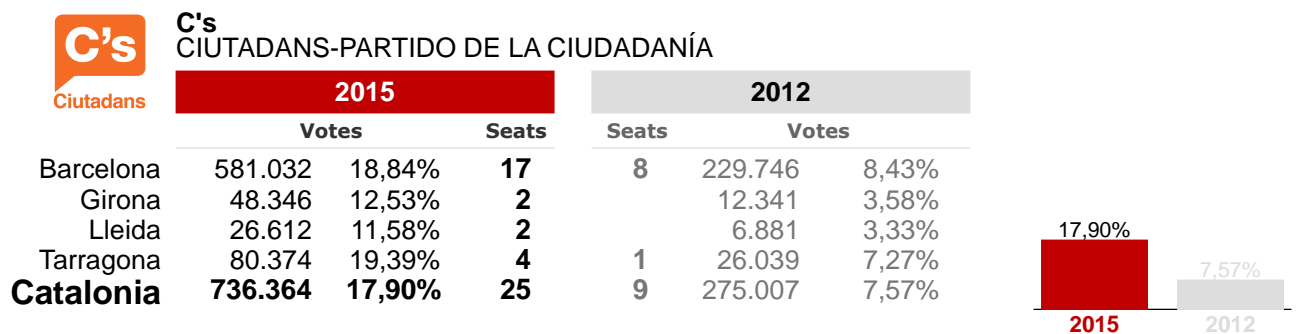
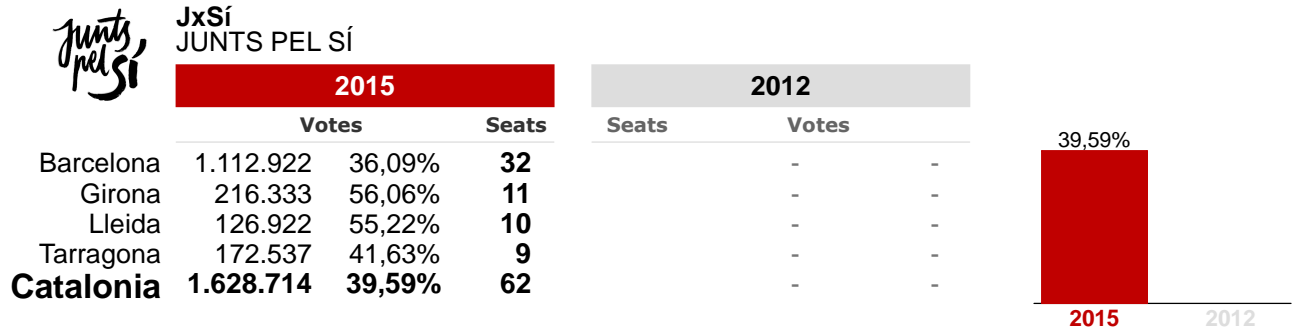
Catalonia: 100%

Barcelona: 100%

Girona: 100%

Lleida: 100%

Tarragona: 100%



Lists

Counted

Catalonia: 100%

Barcelona: 100%

Girona: 100%

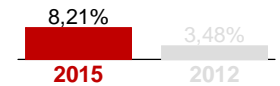
Lleida: 100%

Tarragona: 100%



CUP CANDIDATURA D'UNITAT POPULAR

	2015			2012		
	Votes		Seats	Seats	Votes	
Barcelona	255.328	8,28%	7	3	92.794	3,41%
Girona	33.117	8,58%	1		14.499	4,20%
Lleida	18.736	8,15%	1		6.302	3,05%
Tarragona	30.613	7,39%	1		12.840	3,59%
Catalonia	337.794	8,21%	10	3	126.435	3,48%



unio.cat UNIÓ DEMOCRÀTICA DE CATALUNYA

	2015			2012		
	Votes		Seats	Seats	Votes	
Barcelona	75.700	2,45%			-	-
Girona	8.295	2,15%			-	-
Lleida	8.178	3,56%			-	-
Tarragona	11.120	2,68%			-	-
Catalonia	103.293	2,51%			-	-



PACMA PARTIT ANIMALISTA CONTRA EL MALTRACTAMENT ANIMAL

	2015			2012		
	Votes		Seats	Seats	Votes	
Barcelona	24.426	0,79%			16.479	0,60%
Girona	1.823	0,47%			1.565	0,45%
Lleida	1.046	0,46%			752	0,36%
Tarragona	2.862	0,69%			2.065	0,58%
Catalonia	30.157	0,73%			20.861	0,57%



RECORTES CERO-ELS VERDS RECORTES CERO-ELS VERDS

	2015			2012		
	Votes		Seats	Seats	Votes	
Barcelona	12.329	0,40%			-	-
Girona	759	0,20%			-	-
Lleida	391	0,17%			-	-
Tarragona	965	0,23%			-	-
Catalonia	14.444	0,35%			-	-



GANEMOS GUANYEM CATALUNYA

	2015			2012		
	Votes		Seats	Seats	Votes	
Barcelona	-	-			-	-
Girona	320	0,08%			-	-
Lleida	221	0,10%			-	-
Tarragona	626	0,15%			-	-
Catalonia	1.167	0,03%			-	-



Lists

Counted

Catalonia: 100%

Barcelona: 100%

Girona: 100%

Lleida: 100%

Tarragona: 100%



PIRATA.CAT/XDT
PIRATES DE CATALUNYA - PER DECIDIR-HO TOT

	2015		2012				
	Votes	Seats	Seats	Votes			
Barcelona	-	-		15.241	0,56%		
Girona	327	0,08%		1.137	0,33%		
Lleida	-	-		642	0,31%		
Tarragona	-	-		1.199	0,33%		
Catalonia	327	0,01%		18.219	0,50%	<u>0,01%</u>	<u>0,50%</u>
						2015	2012